

M2

MANUAL DE UTILIZARE
USER MANUAL

RO / EN

MULTUMIM!**THANK YOU!**

RO Multumim ca ati ales M2 ca aliatul vostru in bataliile digitale!

Pentru a va bucura de cea mai buna performanta in gaming, va sugeram sa instalati software-ul inclus.

Actualizarile viitoare vor fi disponibile pe site-ul nostru, WWW.AQIRYS.COM.

#SOLID #SMOOTH #FAST #ELEMENTAL

Welcome to the feel of AQIRYS®!

EN Thank you for choosing M2 as your ally in digital battles!

For the best gaming performance, we strongly recommend installing the included software.

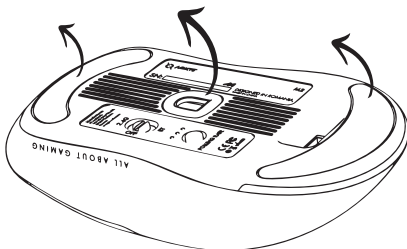
Future updates will be available on our website, WWW.AQIRYS.COM.

#SOLID #SMOOTH #FAST #ELEMENTAL

Welcome to the feel of AQIRYS®!

CUPRINS**SUMMARY**

Specificatii Tehnice / Technical Specifications.....	1
Continut Pachet / Packing List.....	2
Prezentare / Overview	3
Conectarea Mouse-ului Wireless / Wireless Mouse Connection.....	4-5
Conectarea Mouse-ului cu fir / Wired Mouse Connection.....	6
Nivelul Bateriei / Battery Level.....	7
Incarcarea Bateriei / Battery Charging.....	7
Recomandari / Recommendation.....	8
Inlocuirea patinelor / Skates replacement.....	9
Atentionari / Warnings.....	10
Reglementari / Regulatory.....	11-12
Suport / Support.....	13

ATENȚIE!
ATTENTION!

RO

Va rugam sa indepartati folia de protectie a patinelor inainte de a incepe sa utilizati mouse-ul.

EN

Please, remove the skates' protecting film before starting using the mouse.

Specificatii Mouse
Mouse Specifications

Distanța operare	8 - 10 m
Senzor	PixArt 3311
Sensibilitate	12000 DPI
Polling rate	1000 Hz
Viteza maxima	300 ips
Acceleratie maxima	35 G
Accelerare hardware	Nu
Contacte butoane	Huano (20 mil. apasari)
Greutate	70 g
Baterie	500 mAh

Operating distance	8 - 10 m
Sensor	PixArt 3311
Sensitivity	12000 DPI
Polling rate	1000 Hz
Max. tracking speed	300 ips
Max. acceleration	35 G
Hardware acceleration	No
Buttons switch	Huano (20 mil. clicks)
Weight	70 g
Battery	500 mAh

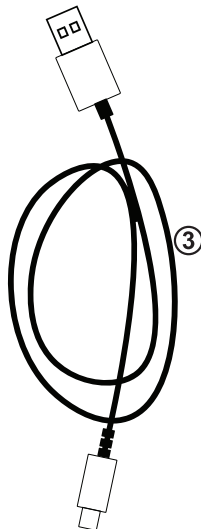
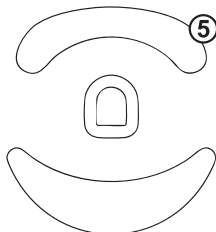
Specificatii Transmisor Wireless
Wireless Receiver Specifications

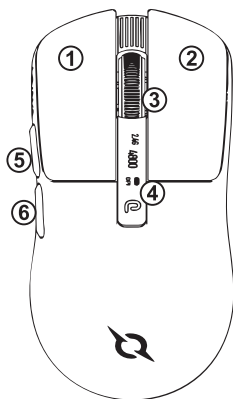
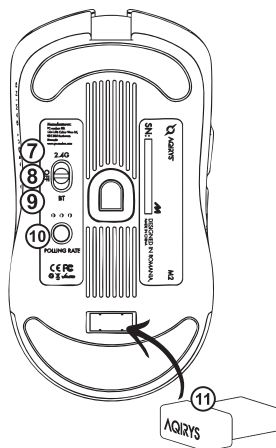
Conectare	USB 2.0
Distanța operare	10 m
Voltaj functionare	5V
Curent functionare	14 - 27 mA

Interface	USB 2.0
Transmission Range	10 m
Operating voltage	5V
Operating current	14 - 27 mA

Continut Pachet
Packing List

1. Mouse Wireless	1. Wireless Mouse
2. Transmitator Wireless	2. Wireless Receiver
3. Cablu Incarcare USB Type-C	3. USB Type-C charging cable
4. Manual de Utilizare	4. User Manual
5. Patine PTFE de rezerva	5. Spare PTFE skates
6. Adaptor USB 3.0 la USB-C	6. USB 3.0 to USB-C Adapter



FRONT

BACK

RO

1. Buton Stanga
2. Buton Dreapta
3. Rotita Scroll
4. Buton DPI si Display OLED
5. Buton Lateral 1
6. Buton Lateral 2
7. Mod 2.4GHz
8. OFF
9. Mod Bluetooth
10. Buton Polling Rate
11. Transmator Wireless

EN

1. Left Button
2. Right Button
3. Scroll Wheel
4. DPI Button & OLED Display
5. Side Button 1
6. Side Button 2
7. 2.4GHz Mode
8. OFF
9. Bluetooth Mode
10. Polling Rate Button
11. Wireless Transmitter

Conectarea Mouse-ului Wireless

Wireless Mouse Connection

RO**1. Initializarea mouse-ului:**

- Porniti mouse-ul prin comutarea butonului din **pozitia 8 (OFF)** in **pozitia 7 (2.4GHz)** sau **pozitia 9 (BT)** pentru a selecta un mod de conectivitate.

2. Conectare Initiala:

- La prima utilizare, aveti optiunea de a conecta mouse-ul atat la un dispozitiv Bluetooth, cat si la transmitatorul wireless inclus in pachet

3. Conectarea la Dispozitiv Bluetooth:

- Selectati modul Bluetooth pe mouse. Acesta va intra automat in modul de imperechere (pairing).
- Iluminarea mouse-ului va lumina intermitent albastru, indicand ca mouse-ul este in cautare de dispozitive.
- Asigurati-va ca functia Bluetooth este activata pe dispozitivul dumneavoastra (PC, laptop, tableta etc.).
- Cautati si selectati din lista de dispozitive disponibile: "AQIRYS M2 Mouse".
- Dupa conectare, iluminarea mouse-ului revine la ultimul efect salvat de iluminare, semnaland o conexiune reusita.

4. Conectarea la un nou Dispozitiv Bluetooth:

- Pentru a conecta mouse-ul la un alt dispozitiv Bluetooth, apasati simultan butonul stanga (1), butonul mijloc (3) si butonul dreapta (2) timp de 3 secunde, pana cand lumina albastra incepe sa clipeasca rapid.
- Aceasta semnaleaza ca mouse-ul a intrat in modul de imperechere (pairing).
- Apoi, urmati pasii descrisi la punctul 3 pentru a finaliza conexiunea.

5. Conectarea prin Modul 2.4 GHz:

- Conectati transmitatorul 2.4 GHz furnizat in pachet la un port USB disponibil pe dispozitivul dvs.
- Comutati butonul de alimentare al mouse-ului pe pozitia "2.4G".
- Mouse-ul va intra automat in modul de imperechere si se va conecta la transmitatorul 2.4 GHz.
- Dupa conectare, iluminarea mouse-ului revine la ultimul efect salvat de iluminare, semnaland o conexiune reusita.

6. Comutarea modurilor de conectare:

Mutati butonul de selectare al mouse-ului din pozitia curenta in **pozitia 7** pentru conectarea prin 2.4GHz sau in **pozitia 9** pentru Bluetooth, pentru a schimba modul de conectare.

Conectarea Mouse-ului Wireless**Wireless Mouse Connection****EN****1. Mouse Initialization:**

- Turn on the mouse by switching the button from **position 8 (OFF)** to **position 7 (2.4GHz)** or **position 9 (BT)** to select a connectivity mode.

2. Initial Connection:

- On the first use, you have the option to connect the mouse both to a Bluetooth device and to the wireless transmitter included in the package.

3. Connecting to a Bluetooth Device:

- Select Bluetooth mode on the mouse. It will automatically enter pairing mode.
- The mouse light will blink blue, indicating it is searching for devices.
- Make sure Bluetooth is enabled on your device (PC, laptop, tablet, etc.).
- Search for and select "AQIRYS M2 Mouse" from the list of available devices.
- After connecting, the mouse lighting will return to the last saved effect, indicating a successful connection.

4. Connecting to a New Bluetooth Device:

- To pair the mouse with a new Bluetooth device, press and hold the left button (1), the middle button (3), and the right button (2) at the same time for 3 seconds, until the blue light starts flashing rapidly.
- This indicates that the mouse has entered pairing mode.
- Then follow the same steps as in point 3 to complete the connection.

5. Connecting via 2.4 GHz Mode:

- Plug the included 2.4 GHz receiver into an available USB port on your device.
- Switch the mouse power button to the "2.4G" position.
- The mouse will automatically enter pairing mode and connect to the 2.4 GHz receiver.
- After connecting, the mouse lighting will return to the last saved effect, indicating a successful connection.

6. Switching Connectivity Modes:

- Move the selector switch on the mouse from the current position to position 7 for 2.4GHz mode or to position 9 for Bluetooth mode to switch the connection type.

Utilizari Ulterioare**Subsequent Connections****RO**

Dupa prima utilizare informatia de pairing va ramane salvata pe echipamentul dumnevoastra, iar conectorile ulterioare intre transmitator si mouse se vor face automat.

EN

After the first use, the pairing information will remain saved on your equipment, and the subsequent connections between the receiver and the mouse will be made automatically.

Activare/Dezactivare Transmitator**Wireless Receiver Power On/Off****RO**

Transmitatorul este activat si dezactivat automat la conectarea si deconectarea sa la portul USB.

EN

The receiver is automatically turned on and off when connected and disconnected to the USB port.

Conectarea Mouse-ului cu fir**Wired Mouse Connection****RO**

Odata conectat mouse-ul la cablul inclus in pachet, acesta va intra automat in modul USB. In acest mod, mouse-ul isi incarca bateria integrata. Odata intrat in modul USB, functiile wireless 2.4GHz si Bluetooth sunt dezactivate automat pentru a optimiza performanta si stabilitatea in utilizare.

EN

Once the mouse is connected using the included cable, it will automatically switch to USB mode. In this mode, the mouse charges its built-in battery. When operating in USB mode, the wireless functions (2.4GHz and Bluetooth) are automatically disabled to optimize performance and stability.

Deconectare si Reconectare Automata**Auto Disconnect and Reconnect****RO**

Daca mouse-ul nu este folosit, intra in modul de economisire energie dupa 60 de secunde. Daca ramane inactiv timp de 10 minute, intra in modul deep sleep. Pentru a-l reactiva, miscati mouse-ul sau apasati orice buton principal.

EN

If the mouse is not used, it enters energy-saving mode after 60 seconds. If it remains inactive for 10 minutes, it enters deep sleep mode. To reactivate it, move the mouse or press any main button.

Nivelul Bateriei**Battery Level****RO**

Nivelul bateriei poate fi monitorizat direct pe ecranul OLDE din butonul DPI.

EN

The battery level can be monitored directly on the OLED display inside the DPI button.

Incarcarea Bateriei**Battery Charging****RO**

Pentru a incarca bateria mouse-ului, conectati mouse-ul la firul USB Type-C furnizat in pachet si introduceti celalalt capat intr-un port USB disponibil pe dispozitivul dvs. Mouse-ul poate fi utilizat in timp ce se incarca. In timpul incarcarii, iluminarea mouse-ului va pulsa pentru cateva secunde rosie si apoi revine la ultimul efect de iluminare salvat. Odata ce incarcarea este completa, iluminarea mouse-ului va lumina intermitent verde pentru scurt timp.

EN

To charge the mouse battery, connect the mouse to the included USB Type-C cable and plug the other end into an available USB port on your device.

The mouse can be used while charging. During charging, the mouse lighting will pulse red for a few seconds, then return to the last saved lighting effect. Once charging is complete, the mouse lighting will briefly flash green.

Recomandari**Recommendation****RO**

1. Inainte de prima utilizare recomandam rularea unui ciclu complet de incarcare a bateriei.
2. Pentru incarcarea bateriei puteti folosi incarcatoare 5V/1A sau 5V/2A; voltaje mai mari pot duce la defectarea produsului.
3. Daca au trecut mai mult de 3 luni de la ultima utilizare a mouse-ului va rugam sa il incarcati inainte de folosire.
4. Daca nu folositi mouse-ul pentru o perioada mai lunga de timp recomandam rularea unui ciclu complet de incarcare a bateriei o data la 3 luni pentru conservarea acesteia.
5. Daca mouse-ul nu functioneaza corect la 8000 Hz polling rate, conectati receiverul intr-un port USB 3.x pentru performanta optima.

EN

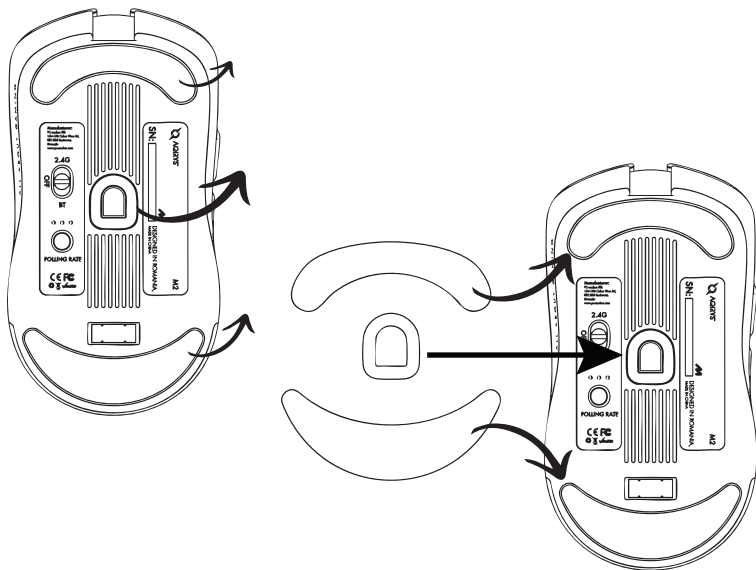
1. Before the first use, we recommend running a complete battery charge cycle.
2. You can use 5V / 1A or 5V / 2A chargers to charge the battery; higher voltages can damage the product.
3. If more than 3 months have passed since the last use of the mouse, please charge the battery before use.
4. If you do not use the mouse for an extended time, we recommend running a complete charge cycle of the battery every 3 months to preserve it.
5. If the mouse does not function properly at 8000 Hz polling rate, please connect the receiver to a USB 3.x port for optimal performance.

Inlocuirea patinelor
Skates replacement
RO

Daca patinele mouse-ului sunt uzate, le poti inlocui usor cu cele de rezerva incluse in pachet. Foloseste o unealta subtire (de exemplu, o cartela de plastic) pentru a desprinde cu grija patinele vechi, apoi curata suprafata de reziduuiri. Aplica noile patine in aceleasi locuri, apasand ferm pentru o fixare sigura.

EN

If the mouse feet are worn out, you can easily replace them with the spare ones included in the package. Use a thin tool (such as a plastic card) to gently remove the old feet, then clean the surface of any residue. Apply the new feet in the same spots, pressing firmly to ensure they stick securely.



Atentionari**Warnings****RO**

1. Asigurati-va ca mouse-ul este utilizat in medii cu temperaturi normale si evitati expunerea directa la razele solare.
2. Nu expuneti mouse-ul la foc sau la obiecte fierbinti.
3. Mentineti mouse-ul uscat si evitati expunerea la medii umede. Nu scufundati mouse-ul in lichid.
4. Folositi doar cablul USB furnizat in pachet pentru incarcare. Nu incercati alte metode de incarcare.
5. Nu dezasamblati, reparati sau modificati mouse-ul.
6. In cazul deteriorarilor fizice, cum ar fi indoirea, deformarea sau coroziunea, contactati service-ul autorizat.
7. Daca intampinati alte probleme, cum ar fi degajarea unui miros anormal, o temperatura foarte ridicata in timpul utilizarii sau schimbari anormale de culoare sau forma, opriti imediat utilizarea mouse-ului si contactati service-ul autorizat.
8. Acest produs nu este o jucarie. Copiii cu varsta mai mica de 14 ani pot utiliza produsul sub supravegherea parintilor.

EN

1. Make sure the mouse is used in environments with normal temperatures and avoid direct exposure to sunlight.
2. Do not expose the mouse to fire or hot objects.
3. Keep the mouse dry and avoid exposure to humid environments. Do not submerge the mouse in liquid.
4. Use only the USB cable provided in the package for charging. Do not attempt other charging methods.
5. Do not disassemble, repair, or modify the mouse.
6. In case of physical damage, such as bending, deformation, or corrosion, contact the authorized service center.
7. If you encounter other issues, such as unusual odors, very high temperatures during use, or abnormal changes in color or shape, immediately stop using the mouse and contact the authorized service center.
8. This product is not a toy. Children under the age of 14 should use the product under parental supervision.

REGLEMENTARI**REGULATORY**

- Unauthorized repairs or disassembly of the product will void the warranty and may cause its damage.
 - This product is safe and complies to EU requirements. (compliant with directive EMC (2014/30/EU))
 - This product is manufactured conforming with the European RoHS standard. (compliant with directive RoHS 2.0 (2015/863/EU))
 - Using the WEEE symbol (the crossed-out bin) indicates that the electrical and electronic equipment inside the package can be recycled. When recycling waste properly, you protect the environment and people health. Segregated household waste collection, aids recycle materials and components used for the production of this device. For detailed information about recycling, please contact your retailer or a local authority.
 - The batteries must not be disposed of with your other household waste; treat them in compliance with the local regulations or contact your local city office, your household waste disposal service, or the shop where you purchased the product.
- Frequency bands and Powers (Headset and Transceiver)
- a. Frequency band(s) in which the radio equipment operates:
 - WiFi: 2402 – 2480 MHz
 - b. Maximum radio-frequency power transmitted in the frequency band(s) in which the radio equipment operates:
 - GFSK, PI/4 DQPSK, 8DPSK: 10 dBm
- Reparatările neautorizate sau dezasambarea produsului duc la anularea garanției și pot cauza deteriorarea lui.
 - Produsul este unul sigur, conform cu cerințele UE. (respecta directiva EMC (2014/30/EU))
 - Acest produs este fabricat în concordanță cu standardul european RoHS. (respecta directiva RoHS 2.0 (2015/863/EU))
 - Utilizarea simbolului WEEE (pubele tăiată cu un X) indică faptul că echipamentele electrice și electronice din interiorul ambalajului pot fi reciclate. Când reciclați deseurile în mod corespunzător protejați mediul înconjurător. Colectarea selectivă ajută la reciclarea materialelor și componentelor folosite la fabricarea acestui echipament. Pentru informații detaliate privind reciclarea, vă rugăm să contactați vânzătorul sau autoritățile locale.
 - Bateriile nu trebuie aruncate împreună cu celelalte deseuri menajere; tratați-le în conformitate cu reglementările locale sau contactați biroul local al orașului, serviciul de eliminare a deșeurilor menajere sau magazinul de unde ați achiziționat produsul.
- Les réparations non autorisées ou le désassemblage du produit portent à l'annulation de la garantie et peuvent causer son endommagement.
 - Le produit est sûr, conformément aux exigences de l'UE. (respecte la directive CEM (2014/30 / UE))
 - Ce produit est fabriqué conformément à la norme européenne RoHS. (respecte la directive RoHS 2.0 (2015/863/EU))
 - L'utilisation du symbole DEEE (poubelle barrée d'une croix) indique que les équipements électriques et électroniques de l'intérieur de l'emballage peuvent être recyclés. Lorsque vous recyclez correctement les déchets, vous protégez l'environnement. La collecte sélective aide au recyclage des matériaux et des composants utilisés à la fabrication de cet équipement. Pour obtenir des informations détaillées sur le recyclage, veuillez contacter le vendeur ou les autorités locales.
 - Les piles ne doivent pas être jetées avec les autres déchets ménagers ; traitez-les conformément aux réglementations locales ou contactez votre mairie, votre service d'élimination des déchets ménagers ou le magasin où vous avez acheté le produit.
- Nicht autorisierte Reparaturen oder Demontagen des Produkts führen zur Löschung der Garantie und möglicherweise zur Beschädigung des Produktes.
 - Das Produkt ist nach den Anforderungen der EU sicher. (EMV Verordnung (2014/30/UE))
 - Dieses Produkt wird gemäß der europäischen RoHS-Norm hergestellt. (RoHS Verordnung 2.0 (2015/863/EU))
 - Die Verwendung des WEEE-Symbols (mit einem X durchgestrichene Tonne) zeigt an, dass die elektrischen und elektronischen Geräte in der Verpackung recycelt werden können. Wenn Sie Abfälle ordnungsgemäß recyceln, tragen Sie zum Umweltschutz bei. Die Abfalltrennung hilft beim Recycling von Materialien und Bauteilen, die bei der Herstellung dieser Geräte verwendet werden. Ausführliche Informationen zum Recycling erhalten Sie von Ihrem Händler oder den örtlichen Behörden.
 - Die Batterien dürfen nicht mit dem Hausmüll entsorgt werden, sondern müssen gemäß den örtlichen Vorschriften behandelt werden. Wenden Sie sich an Ihre Stadtverwaltung, Ihren Hausmüllentsorgungsdienst oder an das Geschäft, in dem Sie das Produkt gekauft haben.
- Le riparazioni non autorizzate o lo smontaggio del prodotto portano all'annullamento della garanzia e possono causare il suo danneggiamento
 - Il prodotto è sicuro, in conformità ai requisiti dell'UE (rispetta la direttiva EMC (2014/30/UE))
 - Questo prodotto è fabbricato in conformità alla norma europea RoHS. (rispetta la direttiva RoHS 2.0 (2015/863 / EU))
 - L'uso del simbolo WEEE (cestino tagliato da una croce) indica che le apparecchiature elettriche ed elettroniche trovate all'interno della confezione possono essere riciclate. Quando riciclate i rifiuti in maniera adeguata, proteggete l'ambiente. La raccolta selettiva aiuta a riciclare i materiali e i componenti utilizzati per la fabbricazione di questa attrezzatura. Per informazioni dettagliate sul riciclaggio, contattate il venditore o le autorità locali.
 - Le batterie non devono essere smaltite insieme agli altri rifiuti domestici; trattatele in conformità alle normative locali o contattate l'ufficio comunale, il servizio di smaltimento dei rifiuti domestici o il negozio dove avete acquistato il prodotto.
- Neoprávňné opravy alebo demontáž výrobku vedú ku zrušeniu záruky a môžu spôsobiť jeho poškodenie.
 - Jedná sa o bezpečný výrobok v súlade s požiadavkami EÚ. (rešpektuje smernicu o EMC (2014/30/EU))
 - Tento produkt je vyroben v súlade s evropskou normou RoHS. (je v súlade so smernicou RoHS 2.0 (2015/863/EU))
 - Použití symbolu WEEE (odpadkový koš, který je přeškrtnutý s X) naznačuje, že elektrická a elektronická zařízení z vnitřku balení jsou vhodná k recyklaci. Pokud řádně recyklujete odpady, chráníte životní prostředí. Selektivní sběr pomáhá recyklovat materiály a komponenty používané při výrobě tohoto zařízení. Za podrobné informace o recyklaci, kontaktujte prosím prodejce nebo místní úřady.
 - Baterie se nesmí likvidovat společně s ostatním domovním odpadem; nakládejte s nimi v souladu s místními předpisy nebo se obraťte na místní obecní úřad, službu likvidace domovního odpadu nebo na obchod, kde jste výrobek zakoupili.



REGLEMENTARI

REGULATORY

- Neoprávnené opravy alebo demontáž výrobku vedú k zrušeniu záruky a môžu spôsobiť jeho poškodenie.
- Jedná sa o bezpečný výrobok v súlade s požiadavkami EÚ. (Rešpektuje smernicu o EMC (2014/30/EU))
- Tento produkt je vyrobený v súlade s európskou normou RoHS. (splňa smernicu RoHS 2.0 (2015/863 / EU))
- Použitie symbolu WEEE (odpadkový kôš, ktorý je preškrtnutý s X) naznačuje, že elektrické a elektronické zariadenia z vnútra balenia sú vhodné na recykláciu. Ak riadne recyklujete odpad, chránite životné prostredie. Selektívny zber pomáha recyklovať materiály a komponenty používané pri výrobe tohto zariadenia. Za detailné informácie o recyklácii, kontaktujte prosím predajcu alebo miestne úrady.
- Batérie sa nesmú likvidovať spolu s ostatným domovým odpadom; zaobchádzajte s nimi v súlade s miestnymi predpismi alebo sa obráťte na miestny mestský úrad, službu likvidácie domového odpadu alebo obchod, v ktorom ste výrobok zakúpili.
- Neovláčení popravci ili otvaranje proizvoda vodi do anuliranja garancije i mogu voditi do oštećenja uređaja.
- Proizvod jeste bezbedan, u skladu sa zahtevima EU. (poštuj direktivu EMC (2014/30/EU).
- Ovaj proizvod proizveden je u skladu sa evropskim standardom ROHS (odnosno direktiva ROHS 2.0. (2015/863/EU).
- Uпотреba simbola WEEE (kanta isečena sa X) pokazuje činjenicu da sve električne i elektrotehničke opreme iz ambalaže mogu biti reciklirani. Kada vršite reciklažu otpada na odgovarajući način štitite životnu sredinu. Selektivna kolekcija pomaže u reciklažu materijala i komponenta upotrebljenih u proizvodnji opreme. Za detaljne informacije u odnosu na reciklažu, molimo vas da stupite u kontakt sa vašim proizvođačem ili lokalnim vlastima.
- Baterije se ne smeju odlagati sa ostalim kućnim otpadom; postupaјte sa njima u skladu sa lokalnim propisima ili se obratite lokalnoj gradskoj kancelariji, službi za odlaganje kućnog otpada ili prodavnici u kojoj ste kupili proizvod.
- Μη εξουσιοδοτημένες επιδιορθώσεις ή αποσυμφορλόγηση του προϊόντος επιφέρουν ακύρωση της εγγύησης και μπορούν να προκαλέσουν την αλλοίωση του.
- Το προϊόν είναι ασφαλές, σε συμμόρφωση με τις απαιτήσεις της Ε.Ε. (συγκεκριμένα την οδηγία EMC (2014/30/EU)
- Αυτό το προϊόν κατασκευάζεται σύμφωνα με το ευρωπαϊκό πρότυπο RoHS. (συγκεκριμένα την οδηγία RoHS 2.0 (2015/863/EU).
- Η χρήση του συμβόλου WEEE (διαγραμμένος κάδος απορριμμάτων με ένα X) υποδεικνύει πως ο ηλεκτρικός και ηλεκτρονικός εξοπλισμός του εσωτερικού του αμπαλαζή μπορούν να ανακυκλωθούν. Όταν ανακυκλώνεται τα αποβέκτης με αποβέκτης τρόπο προστατεύεται τον περιβάλλον. Η επιλεκτική συλλογή βοηθά στην ανακύκλωση των υλικών και εξαρτημάτων που χρησιμοποιούνται στην παραγωγή αυτού του εξοπλισμού. Για λεπτομερείς πληροφορίες σχετικά με την ανακύκλωση, παρακαλούμε να επικοινωνήσετε με τον πωλητή ή τις τοπικές αρχές.
- Οι μπαταρίες δεν πρέπει να απορρίπτονται μαζί με τα υπόλοιπα οικιακά απορρίμματα. Αντιμετωπίστε τις σύμφωνα με τους τοπικούς κανονισμούς ή επικοινωνήστε με το τοπικό δημόσιο γραφείο, την υπηρεσία απόρριψης οικιακών απορριμμάτων ή το κατάστημα από το οποίο αγοράσατε το προϊόν.
- Неотризираните ремонтни работи или разглобяването на продукта водят до нищожество на гарацията и могат да доведат до неговата повреда.
- Продуктът е само една бройка, в съответствие с изискванията на ЕС. (Спазва разпореденията на Директивата EMC (2014/30/EC))
- Този продукт е произведен в съответствие с европейския стандарт RoHS. (Съответстваща Директива RoHS 2.0 (2015/863/EC))
- Отбелязването на символа WEEE (зачеркната с X кофа за отпадъци) посочва факта, че електрическите и електронните устройства в опаковката могат да се рециклират. При надлежно рециклиране, опазвате околната среда. Разделното събиране на отпадъците помага за рециклирането на употребяваните материали и съставки за изработване на това устройство. За подробни информации относно рециклирането, молим Ви да се свържете с продавача на устройството или местните власти.
- Батериите не трябва да се извървят заедно с другите битови отпадъци; третирайте ги в съответствие с местните разпоредби или се обърнете към местната общинска администрация, службата за извървяне на битови отпадъци или към магазина, в който сте закупили продукта.
- Nieautoryzowane naprawy lub demontaż produktu spowodują utratę gwarancji i mogą spowodować jego uszkodzenie.
- Produkt bezpieczny, zgodny z wymogami UE. (przestrzega dyrektywy EMC (2014/30 / UE))
- Ten produkt został wyprodukowany zgodnie z europejską normą RoHS. (odpowiednio dyrektywę RoHS 2.0 (2015/863 / UE)
- Użycie symbolu WEEE (kosz na śmieci z X) oznacza, że sprzęt elektryczny i elektroniczny wewnątrz opakowania można poddać recyklingowi. Poprzez prawidłowy recykling odpadów chronisz środowisko. Selektywna zbiórka pomaga w recyklingu materiałów i komponentów użytych do produkcji tego sprzętu. Aby uzyskać szczegółowe informacje dotyczące recyklingu, skontaktuj się ze sprzedawcą lub lokalnymi władzami.
- Baterie nie mogą być wyrzucane z innymi odpadami domowymi; należy je traktować zgodnie z lokalnymi przepisami lub skontaktować się z lokalnym urzędem miasta, służbą utylizacji odpadów domowych lub sklepem, w którym zakupiono produkt.
- А термек нем сзаксерү жөйтүсө вөгы а термек алкатрөсзекре валө бөнтөсө а гарөncia өлтөрөсөт жөлөнтө и уғанаккор а термек сөрүлөсөт и өлөдизхети.
- А термек бизнөсзөгөс, гөйтүрөсө EU-с нормөткөн мөғөлөлө. (EMC/2014/30/EU)
- А термек гөйтүрөсө аз өрөпөи RoHS стандарт нормөтивөкн мөғөлөлө (RoHS 2.0 (2015/863/EU)
- А WEEE сзөмбөлөм (өтхөзөт кука сзөмбөлөм) жөлзи, һөгы а цсөмөгөн төлөтхөт өлектромөс и өлектрөнкус алкатрөсзек ујрөһаснөснөштөтхөт. А һөлөдөк мөғөлөлө ујрөһаснөснөштөсөвөл вөдөи көрнөзөтөт. А сзөлектів һөлөдөк ујтөссө һөззөжүрөл өзен термек гөйтүрөсөһө һөснөлтөт аңагөк өс алкатрөсзек ујрөһаснөснөштөсөһө. Бөсөвөт төјкөзөтөсөрт жөртүкү иғнөлөтө а рөсзөтөкөт а фөргөмөлөзөтөт вөгы а һөһөтөсөһө сзөрөк көпвөсөлтөт.
- Аз аккумуляторөкөт нем сзөбөт а төббө һөзтүрөсө һөлөдөккө өгујт өртлөтмөлөнтөт; жөзөлө азөкөт а һөһө өлсөрсөкнөк мөғөлөлөн, вөгы фөрдүлөн а һөһө вөрөс ивөтөлөһө, а һөзтүрөсө һөлөдөккө жөзөлөһө вөгы аһөз а өзөтөһө, өһө а термөк вөсөрөлөт.



SUPPORT


SUPPORT

RO Daca intampinati erori sau orice alte probleme in utilizarea produsului nu ezitati sa ne contactati.

EN If you encounter errors or any other problems with the product don't hesitate to contact us.



SCAN ME
(product page)



SCAN ME
(Follow us)

© AQIRYS®. All rights reserved. AQIRYS® name and logo and all other related products, service names, and design marks are trademarks or registered trademarks of PC-coolers SRL. All other brand names and trademarks are the property of their respective owners. Specifications and design are subject to change without notice due to product improvements.