



# ALYA

version 2.0

MANUAL DE UTILIZARE  
USER MANUAL

RO / EN

**MULTUMIM!****THANK YOU!**

**RO** Va mulțumim ca ati ales ALYA pentru a fi castile dvs. universale pentru gaming!

Va rugam sa urmati instructiunile din manualul de utilizare atasat pentru a finaliza cu succes instalarea noului dvs. echipament.

**#BIG #BOLD #AMPLIFIED**

Welcome to the sound of AQIRYS®!

**EN** Thank you for choosing ALYA to be your all-purpose gaming headset!

Please, follow the instructions from the enclosed user manual to successfully complete the installation of your new gear.

**#BIG #BOLD #AMPLIFIED**

Welcome to the sound of AQIRYS®!

**CUPRINS****SUMMARY**

Specificatii Tehnice / Technical Specifications.....	1
Continut Pachet / Packing List.....	2
Prezentare / Overview .....	3
Conexiunile Castilor / Headset Connections.....	4
1. Bluetooth / Bluetooth.....	4
2. Wireless 2.4 GHz / Wireless 2.4 GHz.....	5
3. Cu fir / Wired.....	6
Stare Indicator LED / LED Indicator State.....	6
Funcțiile butoanelor / Basic Key Operation.....	7
Iluminarea RGB / RGB Illumination.....	8
Incarcarea Bateriei / Battery Charging.....	8
Nivelul Bateriei / Battery Level.....	8
Personalizarea Castilor / Headset Customization.....	9
Recomandari / Recommendation.....	10
Atentionari / Warnings.....	11
Reglementari / Regulatory.....	12-13
Suport / Support.....	14

**Specificatii Casti**
**Headset Specifications**

Profiluri suportate	A2DP/AVRCP/SMP/HFP
Distanța operare	8 - 10 m
Impedanța audio	32Ω ± 15%
Diametru difuzor audio	50 mm (Titanium film)
Răspuns în frecvență	20 Hz - 20 KHz
Sensibilitate	114 ± 3dB @ 1 KHz
Sensibilitate microfon	-38 ± 3dB
Voltaj încărcare	DC5V
Curent încărcare	800 mA
Voltaj funcționare	3.7V
Curent funcționare	26 - 120 mA

Supported profiles	A2DP/AVRCP/SMP/HFP
Operating distance	8 - 10 m
Audio impedance	32Ω ± 15%
Audio driver size	50 mm (Titanium film)
Frequency Range	20 Hz - 20 KHz
Sensitivity	114 ± 3dB @ 1 KHz
Microphone sensitivity	-38 ± 3dB
Charging voltage	DC5V
Charging current	800 mA
Operating voltage	3.7V
Operating current	26 - 120 mA

**Specificatii Transmisor Wireless**
**Wireless Receiver Specifications**

Conectare	USB 2.0
Distanța operare	10 m
Voltaj funcționare	5V
Curent funcționare	14 - 27 mA


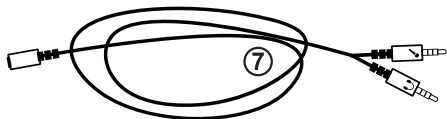
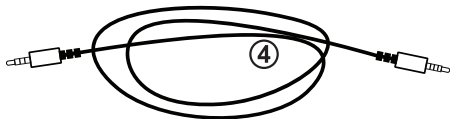
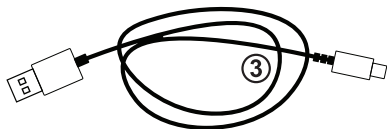
Interface	USB 2.0
Transmission Range	10 m
Operating voltage	5V
Operating current	14 - 27 mA

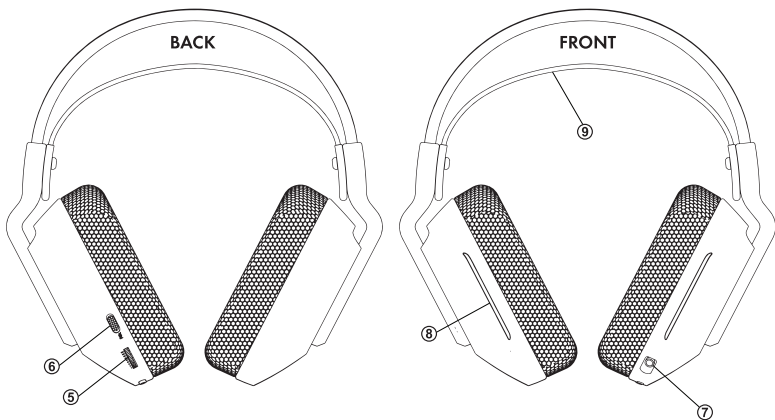


Continut Pachet

Packing List

1. Casti Wireless	1. Wireless Headset
2. Microfon Detasabil	2. Removable Microphone
3. Cablu Incarcare USB Type-C	3. USB Type-C charging cable
4. Cablu Audio	4. Audio Cable
5. Manual de Utilizare	5. User Manual
6. Transmisor Wireless	6. Wireless Receiver
7. Splitter Audio	7. Audio Splitter
8. Husa de transport	8. Carrying Pouch
9. Bentite elastice suplimentare	9. Complimentary Elastic Headbands
10. Urechi de pisica detasabile	10. Removable Kitty Ears



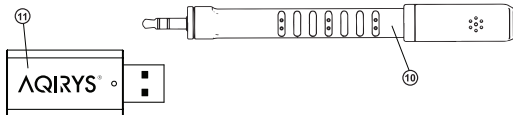
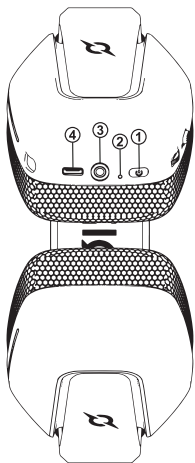


**RO**



1. Buton Pornire/Oprire
2. Indicator LED
3. Port Audio 3.5 mm
4. Port Incarcare Type-C
5. Rotita de volum
6. Comutator Microfon On/Off
7. Port Microfon Detasabil
8. Sistem Iluminare RGB dinamic
9. Bentita elastica pentru cap
10. Microfon detasabil
11. Transmisor Wireless

**EN**

1. On/Off button
2. LED indicator
3. 3.5 mm Audio Port
4. Type-C Charging Port
5. Volume wheel
6. Microphone On/Off switch
7. Detachable Microphone Port
8. Dynamic RGB Lighting System
9. Elastic headband
10. Detachable microphone
11. Wireless receiver





**Conectarea Castilor****Headset Connection****1. Bluetooth****1. Bluetooth****RO**

1. Apasati lung butonul , castile se vor initializa si LED-ul va ilumina albastru.
2. Apasati de trei ori butonul , castile vor comuta pe conexiunea Bluetooth si LED-ul va ilumina alternativ albastru si rosu semnalizand intrarea in modul Pairing.
3. Activati conexiunea Bluetooth pe terminalul dumneavoastra, cautati dispozitivul "AQIRYS Alya Wireless Headset" si alegeti sa va conectati la el.
4. Daca conexiunea este finalizata cu succes, LED-ul castilor se aprinde albastru intermitent.

Nota: sistemul de iluminare RGB se va activa automat la pornirea castilor; iluminarea poate fi dezactivata ulterior prin intermediul butonului de pe casca.

**EN**

1. Long press the button , the headset will turn on, and the LED will light up blue.
2. Press three time the button , and the headset will switch to the Bluetooth connection entering Pairing mode (the LED will flash blue and red).
3. Turn on the Bluetooth connection on your equipment, search for the "AQIRYS Alya Wireless Headset" device and choose to connect to it.
4. If the pairing is completed successfully, the headset LED will flash blue.

Note: the RGB lighting system will turn on automatically when the headset is turned on; the lighting can be switched off later via the button on the headset.

**2. Wireless 2.4 GHz****2. Wireless 2.4 GHz****RO**

1. Conectati transmitatorul USB la un port disponibil pe echipamentul dumneavoastra.  
Driver-ul necesar va fi instalat automat, iar dispozitivul afisat cu numele "AQIRYS Alya Wireless Headset".  
Transmitatorul va intra in modul Standby si LED-ul se va aprinde albastru intermitent.
2. Porniti castile si asteptati sa intre in mod Pairing.
3. Castile si transmitatorul se vor conecta automat, LED-ul transmitatorului ramanand aprins albastru.

**EN**

1. Connect the USB receiver to an available port on your device. The required driver will be installed automatically, and the device will be displayed with the name "AQIRYS Alya Wireless Headset." The receiver will enter Standby mode, and the LED will flash blue.
2. Turn on the headset and wait for it to enter Pairing mode.
3. The headset and the receiver will connect automatically, and the receiver LED will be lit solid blue.

**Utilizari Ulterioare****Subsequent Connections****RO**

Dupa prima utilizare informatia de pairing va ramane salvata pe echipamentul dumneavoastra, iar conectarile ulterioare intre transmitator si casti se vor face automat.

**EN**

After the first use, the pairing information will remain saved on your equipment, and the subsequent connections between the receiver and the headset will be made automatically.

**Activare/Dezactivare Transmitator****Wireless Receiver Power On/Off****RO**

Transmitatorul este activat si dezactivat automat la conectarea si deconectarea sa la portul USB.

**EN**

The receiver is automatically turned on and off when connected and disconnected to the USB port.



### 3. Cu fir

### 3. Wired

#### RO

Cand castile sunt conectate folosind cablul audio, functionalitatea wireless este oprita automat.

**Nota:** functionalitatea wireless poate fi activata doar dupa deconectarea cablului audio!

#### EN

When the headset is connected using the audio cable, the wireless functionality is turned off automatically.

**Note:** wireless functionality can only be activated after disconnecting the audio cable!

### Stare Indicator LED

### LED Indicator State

#### Casti

#### Headset

<b>Mod Pairing</b>	LED-ul lumineaza alternativ albastru si rosu
<b>Casti pornite</b>	LED-ul lumineaza albastru continuu
<b>Mod Standby</b>	LED-ul lumineaza albastru continuu
<b>Baterie descarcata</b>	LED-ul lumineaza albastru intermitent de 3 ori pe secunda
<b>Mod incarcare</b>	Castile se incarca: LED-ul lumineaza roz continuu Castile sunt incarcate: LED-ul este stins.

<b>Pairing Mode</b>	LED flashes blue and red
<b>Power On</b>	LED is solid blue
<b>Standby Mode</b>	LED is solid blue
<b>Low Battery</b>	LED flashes blue 3 times per second
<b>Charging Mode</b>	The battery is charging: the LED is solid pink. Charging complete: LED is off.

### Transmitator

### Receiver

<b>Mod Pairing</b>	LED-ul lumineaza intermitent albastru
<b>Conectare reusita</b>	LED-ul lumineaza albastru continuu

<b>Pairing Mode</b>	LED flashes blue
<b>Connection Succeeded</b>	LED is solid blue

**Deconectare si Reconectare Automata****Auto Disconnect and Reconnect****RO**

Castile se vor deconecta automat cand depasesc distanta de functionare efectiva. Daca revin in raza de functionare intr-un interval mai mic de 5 minute, castile se vor reconecta automat la echipament.

In caz contrar, dupa trecerea celor 5 minute castile se vor opri automat.

**EN**

The headset automatically disconnects when it is out of the effective operating distance. The headset will automatically reconnect to the device if returned to range within less than 5 minutes. Otherwise, after 5 minutes, the headset will automatically turn off.

**Funcțiile Butoanelor****Basic Key Operation****RO****Pornire Casti**

Apasati lung butonul , castile se vor initializa si LED-ul va ilumina albastru.

**Oprire Casti**

Apasati lung butonul , LED-ul albastru se va stinge si castile se vor opri.

**Ajustare Volum**

Ajustarea volumului se poate efectua din rotita amplasata pe casca stanga.

**Play/Pauza**

Pauza: apasati scurt butonul  in timpul redarii unei melodii.

Play: apasati scurt butonul  pentru a continua redarea melodiei.

**EN****Turn Headset On**

Long press the button , the headset will turn on, and the LED will light up blue.


**Turn Headset Off**

Long press the button , the blue LED will turn off, and the headset will turn off.

**Volume Adjustment**


Volume can be adjusted via the wheel on the left earcup.

**Play/Pause**

Pauza: short press the button  while playing a song.


Play: short press the button  to resume playing the song.

**Iluminarea RGB****RGB Illumination****RO**

Sistemul de iluminare RGB se va activa automat la pornirea castilor. Daca doriti sa dezactivati iluminarea pentru a conserva bateria, sau pentru orice alt motiv, apasati de doua ori butonul . Iluminarea poate fi reactivata urmand aceeasi procedura.

**Nota:** iluminarea nu va functiona in timp ce castile se incarca sau atunci cand sunt conectate clasic folosind cablul audio.

**EN**

The RGB lighting system will turn on automatically when the headset is turned on. If you want to turn off the lighting to conserve battery power, or for any other reason, double press the  button. The lighting can be turned on again by following the same procedure.

**Note:** The lighting will not work while the headset is charging or used with the audio cable.

**Incarcarea Bateriei****Battery Charging****RO**

Cand nivelul bateriei este scazut, castile pot fi incarcate in aproximativ 4 ore utilizand cablul USB pentru incarcare. Daca sunt pornite si conectate fara fir (Bluetooth sau USB wireless), castile se vor opri si vor reporni automat la conectarea cablului USB, ramanand functionale pe tot parcursul procesului de incarcare. In timpul incarcarii, indicatorul LED va ilumina roz (daca castile sunt active) sau rosu (daca castile sunt oprite); indicatorul LED se va stinge cand incarcarea va fi completa.

**EN**

When the battery level is low, the headset can be charged in about 4 hours using the USB charging cable. If the headset is turned on and connected wirelessly (Bluetooth or USB wireless), it will turn off and restart automatically when the USB cable is connected, remaining functional throughout the charging process. During charging, the LED indicator will illuminate pink (if the headset is active) or red (if the headset is off); the LED indicator will turn off when charging is complete.

**Nivelul Bateriei****Battery Level****RO**

Atunci cand castile sunt conectate la un dispozitiv IOS sau Android, nivelul bateriei va fi afisat in coltul din dreapta sus al ecranului.

**EN**

When the headset is connected to an IOS or Android device, the battery level will be displayed in the upper right corner of the screen.

## Personalizarea Castilor

## Headset Customization

### Bentita elastica pentru cap

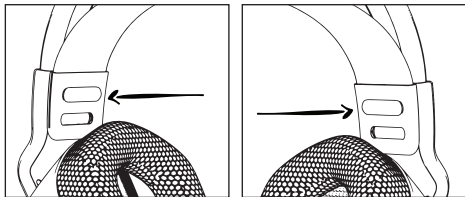
### Elastic headband

**RO**

1. Trageți ușor de gaica de cauciuc a bentei elastice până când se desprinde din suportul ei.
2. Schimbați poziția bentei elastice pentru o potrivire mai confortabilă.

**EN**

1. Pull gently on the rubber grip of the elastic band until it detaches from its holder.
2. Change the position of the elastic band for a more comfortable fit.



### Urechi de pisica

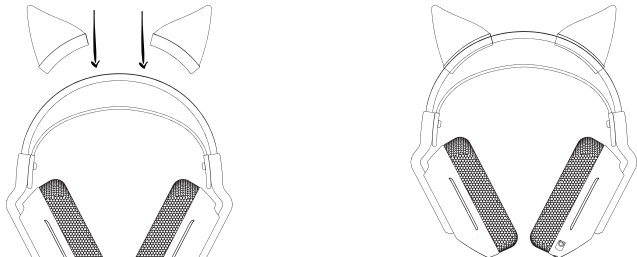
### Kitty Ears

**RO**

Urechile de pisica se pot atăsa de banda superioară a castilor. Respectați însemnele de L - stânga și R - dreapta aflate în interiorul urechilor de cauciuc pentru o poziționare corectă.

**EN**

The kitty ears can be attached to the upper band of the headset. Follow the L - left and R - right markings inside the rubber ears for correct positioning.





**Recomandari****Recommendation****RO**

1. Pentru incarcarea bateriei puteti folosi incarcatoare 5V/1A sau 5V/2A; voltaje mai mari pot duce la defectarea castilor.
2. Daca au trecut mai mult de 3 luni de la ultima utilizare a castilor va rugam sa le incarcati inainte de folosire.
3. Daca nu folositi castile pentru o perioada mai lunga de timp recomandam rularea unui ciclu complet de incarcare a bateriei o data la 3 luni pentru conservarea acesteia.
4. Inainte de prima utilizare recomandam rularea unui ciclu complet de incarcare a bateriei.

**EN**

1. You can use 5V / 1A or 5V / 2A chargers to charge the battery; higher voltages can damage the headset.
2. If more than 3 months have passed since the last use of the headset, please charge the battery before use.
3. If you do not use the headset for an extended time, we recommend running a complete charge cycle of the battery every 3 months to preserve it.
4. Before the first use, we recommend running a complete battery charge cycle.

**Atentionari****Warnings****RO**

1. Pastrati castile in medii cu temperaturi normale; nu le expuneti direct razelor solare.
2. Pastrati castile la distanta de foc si obiecte fierbinti.
3. Pastrati castile uscate; evitati expunerea lor la medii umede; nu scufundati castile in lichid.
4. Nu incercati alte metode de incarcare in afara utilizarii cablului USB livrat in pachet.
5. Nu dezamblati, reparati sau modificati castile.
6. In cazul deteriorarilor fizice (indoituri, deformari, coroziune, etc.) contactati service-ul autorizat.
7. In cazul altor probleme de genul: degajare de miros anormal, temperatura foarte mare in functionare, schimbari anormale de culoare sau forma, opriti imediat utilizarea castilor si contactati service-ul autorizat.
8. Daca bateria este inlocuita gresit exista risc de explozie. Bateria poate fi inlocuita doar cu acelasi tip sau un echivalent. Va rugam sa contactati service-ul autorizat.
9. Acest produs nu este o jucarie. Copiii cu varsta mai mica de 14 ani pot utiliza produsul sub supravegherea parintilor.

**ATENTIE:** Utilizarea castilor la volum maxim pentru perioade lungi de timp poate cauza deficiente permanente ale auzului.

**EN**

1. Keep the headset in environments without extreme temperatures; do not expose to direct sunlight.
2. Keep the headset away from fire and hot objects.
3. Keep the headset dry; avoid exposure to humid environments; do not immerse in liquid.
4. Do not try charging methods other than using the supplied USB cable.
5. Do not disassemble, repair or modify the headset.
6. In case of physical damage like bending, deformation, corrosion, contact the authorized service.
7. In case of other issues such as abnormal odor, very high operating temperature, abnormal changes in color or shape, stop using the headphones immediately and contact the authorized service.
8. If the battery is replaced incorrectly, there is a risk of explosion. The battery can only be replaced with the same type or equivalent. Please contact the authorized service.
9. This product is not a toy. Children under the age of 14 may use the product under parental supervision.

**WARNING:** Permanent hearing damage can occur if the headset is used at high volumes for extended periods of time.

**REGLEMENTARI**

- Unauthorized repairs or disassembly of the product will void the warranty and may cause its damage.
- This product is safe and complies to EU requirements. (compliant with directive EMC (2014/30/EU))
- This product is manufactured conforming with the European RoHS standard. (compliant with directive RoHS 2.0 (2015/863/EU))
- Using the WEEE symbol (the crossed-out bin) indicates that the electrical and electronic equipment inside the package can be recycled. When recycling waste properly, you protect the environment and people health. Segregated household waste collection, aids recycle materials and components used for the production of this device. For detailed information about recycling, please contact your retailer or a local authority.
- The batteries must not be disposed of with your other household waste; treat them in compliance with the local regulations or contact your local city office, your household waste disposal service, or the shop where you purchased the product.

Frequency bands and Powers (Headset and Transceiver)

a. Frequency band(s) in which the radio equipment operates:

- WiFi: 2402 – 2480 MHz

b. Maximum radio-frequency power transmitted in the frequency band(s) in which the radio equipment operates:

- GFSK, PI/4 DQPSK, 8DPSK: 10 dBm

- Reparatările neautorizate sau dezasambarea produsului duc la anularea garanției și pot cauza deteriorarea lui.

- Produsul este unul sigur, conform cu cerințele UE. (respectă directiva EMC (2014/30/EU))

- Acest produs este fabricat în concordanță cu standardul european RoHS. (respectă directiva RoHS 2.0 (2015/863/EU))

- Utilizarea simbolului WEEE (pubelele tăiate cu un X) indică faptul că echipamentele electrice și electronice din interiorul ambalajului pot fi reciclate. Când reciclați deseurile în mod corespunzător protejați mediul înconjurător. Colectarea selectivă ajută la reciclarea materialelor și componentelor folosite la fabricarea acestui echipament. Pentru informații detaliate privind reciclarea, vă rugăm să contactați vânzătorul sau autoritățile locale. Bateriile nu trebuie aruncate împreună cu celelalte deseuri menajere; tratați-le în conformitate cu reglementările locale sau contactați biroul local al orașului, serviciul de eliminare a deșeurilor menajere sau magazinul de unde ați achiziționat produsul.

- Les réparations non autorisées ou le désassemblage du produit portent à l'annulation de la garantie et peuvent causer son endommagement.

- Le produit est sûr, conformément aux exigences de l'UE. (respecte la directive EMC (2014/30 / UE))

- Ce produit est fabriqué conformément à la norme européenne RoHS. (respecte la directive RoHS 2.0 (2015/863/EU))

- L'utilisation du symbole DEEE (poubelle barrée d'une croix) indique que les équipements électriques et électroniques de l'intérieur de l'emballage peuvent être recyclés. Lorsque vous recyclez correctement les déchets, vous protégez l'environnement. La collecte sélective aide au recyclage des matériaux et des composants utilisés à la fabrication de cet équipement. Pour obtenir des informations détaillées sur le recyclage, veuillez contacter le vendeur ou les autorités locales.

- Les piles ne doivent pas être jetées avec les autres déchets ménagers ; traitez-les conformément aux réglementations locales ou contactez votre mairie, votre service d'élimination des déchets ménagers ou le magasin où vous avez acheté le produit.

- Nicht autorisierte Reparaturen oder Demontagen des Produkts führen zur Löschung der Garantie und möglicherweise zur Beschädigung des Produktes.

- Das Produkt ist nach den Anforderungen der EU sicher. (EMV Verordnung (2014/30/UE))

- Dieses Produkt wird gemäß der europäischen RoHS-Norm hergestellt. (RoHS Verordnung 2.0 (2015/863/EU))

- Die Verwendung des WEEE-Symbols (mit einem X durchgestrichene Tonne) zeigt an, dass die elektrischen und elektronischen Geräte in der Verpackung recycelt werden können. Wenn Sie Abfälle ordnungsgemäß recyceln, tragen Sie zum Umweltschutz bei. Die Abfalltrennung hilft beim Recycling von Materialien und Bauteilen, die bei der Herstellung dieser Geräte verwendet werden. Ausführliche Informationen zum Recycling erhalten Sie von Ihrem Händler oder den örtlichen Behörden.

- Die Batterien dürfen nicht mit dem Hausmüll entsorgt werden, sondern müssen gemäß den örtlichen Vorschriften behandelt werden. Wenden Sie sich an Ihre Stadtverwaltung, Ihren Hausmüllentsorgungsdienst oder an das Geschäft, in dem Sie das Produkt gekauft haben.

- Le riparazioni non autorizzate o lo smontaggio del prodotto portano all'annullamento della garanzia e possono causare il suo danneggiamento

- Il prodotto è sicuro, in conformità ai requisiti dell'UE (rispetta la direttiva EMC (2014/30/UE))

- Questo prodotto è fabbricato in conformità alla norma europea RoHS. (rispetta la direttiva RoHS 2.0 (2015/863 / EU))

- L'uso del simbolo WEEE (cestino tagliato da una croce) indica che le apparecchiature elettriche ed elettroniche trovate all'interno della confezione possono essere riciclate. Quando riciclate i rifiuti in maniera adeguata, proteggete l'ambiente. La raccolta selettiva aiuta a riciclare i materiali e i componenti utilizzati per la fabbricazione di questa attrezzatura. Per informazioni dettagliate sul riciclaggio, contattate il venditore o le autorità locali.

- Le batterie non devono essere smaltite insieme agli altri rifiuti domestici; trattatele in conformità alle normative locali o contattate l'ufficio comunale, il servizio di smaltimento dei rifiuti domestici o il negozio dove avete acquistato il prodotto.

- Neoprávnné opravy nebo demontáž výrobku vedou ke zrušení záruky a mohou způsobit jeho poškození.

- Jedná se o bezpečný výrobek v souladu s požadavky EU. (respektuje směrnici o EMC (2014/30/UE))

- Tento produkt je vyroben v souladu s evropskou normou RoHS. (je v souladu se směrnicí RoHS 2.0 (2015/863/EU))

- Použití symbolu WEEE (odpádkový koš, který je přeškrtnutý s X) naznačuje, že elektrická a elektronická zařízení z vnitřku balení jsou vhodná k recyklaci. Pokud řádně recyklujete odpady, chráníte životní prostředí. Selektivní sběr pomáhá recyklovat materiály a komponenty používané při výrobě tohoto zařízení. Za podrobné informace o recyklaci, kontaktujte prosím prodejce nebo místní úřady.

- Baterie se nesmí likvidovat společně s ostatním domovním odpadem; nakládejte s nimi v souladu s místními předpisy nebo se obraťte na místní obecní úřad, službu likvidace domovního odpadu nebo na obchod, kde jste výrobek zakoupili.



**REGLEMENTARI**
**REGULATORY**

- Neoprávnené opravy alebo demontáž výrobku vedú k zrušeniu záruky a môžu spôsobiť jeho poškodenie.
- Jedná sa o bezpečný výrobok v súlade s požiadavkami EÚ. (Rešpektuje smernicu o EMC (2014/30/EU))
- Tento produkt je vyrobený v súlade s európskou normou RoHS. (splňa smernicu RoHS 2.0 (2015/863 / EU))
- Použitie symbolu WEEE (odpadkový kôš, ktorý je preškrtnutý s X) naznačuje, že elektrické a elektronické zariadenia z vnútra balenia sú vhodné na recykláciu. Ak riadne recyklujete odpad, chránite životné prostredie. Selektívny zber pomáha recyklovať materiály a komponenty používané pri výrobe tohto zariadenia. Za ďalšie informácie o recyklácii, kontaktujte prosím predajcu alebo miestne úrady.
- Batérie sa nesmú likvidovať spolu s ostatným domovým odpadom; zaobchádzajte s nimi v súlade s miestnymi predpismi alebo sa obráťte na miestny mestský úrad, službu likvidácie domového odpadu alebo obchod, v ktorom ste výrobok zakúpili.
  
- Neovlašení popravci ili otvaranje proizvoda vodi do anuliranja garancije i mogu voditi do oštećenja uređaja.
- Proizvod jeste bezbedan, u skladu sa zahtevima EU. (poštuj direktivu EMC (2014/30/EU).
- Ovaj proizvod proizveden je u skladu sa evropskim standardom ROHS (odnosno direktiva ROHS 2.0. (2015/863/EU).
- Upotreba simbola WEEE (kanta isečena sa X) pokazuje činjenicu da sve električne i elektrotehničke opreme iz ambalaže mogu biti reciklirani. Kada vršite reciklažu otpada na odgovarajući način štitite životnu sredinu. Selektivna kolekcija pomaže u reciklažu materijala i komponenta upotrebljenih u proizvodnji opreme. Za detaljne informacije u odnosu na reciklažu, molimo vas da stupite u kontakt sa vašim proizvođačem ili lokalnim vlastima.
- Baterije se ne smeju odlagati sa ostalim kućnim otpadom; postupaćte sa njima u skladu sa lokalnim propisima ili se obratite lokalnoj gradskoj kancelariji, službi za odlaganje kućnog otpada ili prodavnici u kojoj ste kupili proizvod.
  
- Μη εξουσιοδοτημένες επιδιορθώσεις ή αποσυναρμολόγηση του προϊόντος επιφέρουν ακύρωση της εγγύησης και μπορούν να προκαλέσουν την αλλοίωση του.
- Το προϊόν είναι ασφαλέ, σε συμμόρφωση με τις απαιτήσεις της Ε.Ε. (συγκεκριμένα την οδηγία EMC (2014/30/EU)
- Αυτό το προϊόν κατασκευάζεται σύμφωνα με το ευρωπαϊκό πρότυπο RoHS. (συγκεκριμένα την οδηγία RoHS 2.0 (2015/863/EU).
- Η χρήση του συμβόλου WEEE ( διαγραμμένος κάδος απορριμάτων με ένα Χ) υποδεικνύει πως ο ηλεκτρικός και ηλεκτρονικός εξοπλισμός του εσωτερικού του αμπαλαζή μπορούν να ανακυκλωθούν. Όταν ανακυκλώνεται τα απόβλητά μας ο αποβέκτο τρόπο προστατεύεται τον περιβάλλον. Η επιλεκτική συλλογή βοηθά στην ανακύκλωση των υλικών και εξαρτημάτων που χρησιμοποιούνται στην παραγωγή αυτού του εξοπλισμού. Για λεπτομερείς πληροφορίες σχετικά με την ανακύκλωση, παρακαλούμε να επικοινωνήσετε με τον πωλητή ή τις τοπικές αρχές.
- Οι μπαταρίες δεν πρέπει να απορρίπτονται μαζί με τα υπόλοιπα οικιακά απορρίματα. Αντιμετωπίστε τις σύμφωνα με τους τοπικούς κανονισμούς ή επικοινωνήστε με το τοπικό δημόσιο γραφείο, την υπηρεσία απόρριψης οικιακών απορριμάτων ή το κατάστημα από το οποίο αγοράσατε το προϊόν.
  
- Неотозрираните ремонтни работи или разглобяването на продукта водят до нищожество на гарацията и могат да доведат до неговата повреда.
- Продуктът е само една бройка, в съответствие с изискванията на ЕС. (Спазва разпоредженията на Директивата EMC (2014/30/EC))
- Този продукт е произведен в съответствие с европейския стандарт RoHS. (Съответстваща Директива Директива RoHS 2.0 (2015/863/EC))
- Отбелязването на символа WEEE (зачеркната с X кофа за отпадъци) посочва факта, че електрическите и електронните устройства в опаковката могат да се рециклират. При надлежно рециклиране, опазвате околната среда. Разделното събиране на отпадъците помага за рециклирането на употребяваните материали и съставки за изработване на това устройство. За подробни информации относно рециклирането, молим Ви да се свържете с продавача на устройството или местните власти.
- Батериите не трябва да се изхвърлят заедно с другите битови отпадъци; третирайте ги в съответствие с местните разпоредби или се обърнете към местната общинска администрация, службата за изхвърляне на битови отпадъци или към магазина, в който сте закупили продукта.
  
- Nieautoryzowane naprawy lub demontaż produktu spowodują utratę gwarancji i mogą spowodować jego uszkodzenie.
- Produkt bezpieczny, zgodny z wymogami UE. (przestrzega dyrektywy EMC (2014/30 / UE))
- Ten produkt został wyprodukowany zgodnie z europejską normą RoHS. (odpowiednio dyrektywę RoHS 2.0 (2015/863 / UE)
- Użycie symbolu WEEE (kosz na śmieci z X) oznacza, że sprzęt elektryczny i elektroniczny wewnątrz opakowania można poddać recyklingowi. Poprzez prawidłowy recykling odpadów chronisz środowisko. Selektywna zbiórka pomaga w recyklingu materiałów i komponentów użytych do produkcji tego sprzętu. Aby uzyskać szczegółowe informacje dotyczące recyklingu, skontaktuj się ze sprzedawcą lub lokalnymi władzami.
- Baterie nie mogą być wyrzucane z innymi odpadami domowymi; należy je traktować zgodnie z lokalnymi przepisami lub skontaktować się z lokalnym urzędem miasta, służbą utylizacji odpadów domowych lub sklepem, w którym zakupiono produkt.
  
- A termék nem szakszerű javítása vagy a termék alkatrészekre való bontása a garancia eltérését jelenti és ugyanakkor a termék sérülését is előidézhethi.
- A termék biztonságos, gyártása EU-s normáknak megfelelő. (EMC/2014/30/EU)
- A termék gyártása az európai RoHS standard normatíváknak megfelelő (RoHS 2.0 (2015/863/EU)
- A WEEE szimbólum (áthúzott kuka szimbólum) jelzi, hogy a csomagban található elektromos és elektronikus alkatrészek újrahasznosíthatók. A hulladék megfelelő újrahasznosításával védi környezetét. A selektív hulladékgyűjtéssel hozzájárul ezen termék gyártásához használt anyagok és alkatrészek újrahasznosításához. Bővebb tájékoztatásért kérjük igényelje a részleteket a forgalmazótól vagy a helyhatósági szervek képviselőitől.
- Az akkumulátorokat nem szabad a többi háztartási hulladdal együtt ártalmatlanítani; kezelje azokat a helyi előírásoknak megfelelően, vagy forduljon a helyi városi hivatalhoz, a háztartási hulladékezelőhöz vagy ahhoz az üzlethez, ahol a terméket vásárolta.




SUPPORT


SUPPORT

**RO** Dacă întâmpinați erori sau orice alte probleme în utilizarea produsului nu ezitați să ne contactați.

**EN** If you encounter errors or any other problems with the product don't hesitate to contact us.



**SCAN ME**  
(product page)



**SCAN ME**  
(Follow us)

**ATENȚIE:** Pot apărea leziuni permanente ale auzului dacă căștile sunt utilizate la volum ridicat pentru perioade de timp îndelungate.

**WARNING:** Permanent hearing damage can occur if the headset is used at high volumes for extended periods of time.

© AQIRYS®. All rights reserved. AQIRYS® name and logo and all other related products, service names, and design marks are trademarks or registered trademarks of PC-coolers SRL. All other brand names and trademarks are the property of their respective owners. Specifications and design are subject to change without notice due to product improvements.



[www.aqirys.com](http://www.aqirys.com)